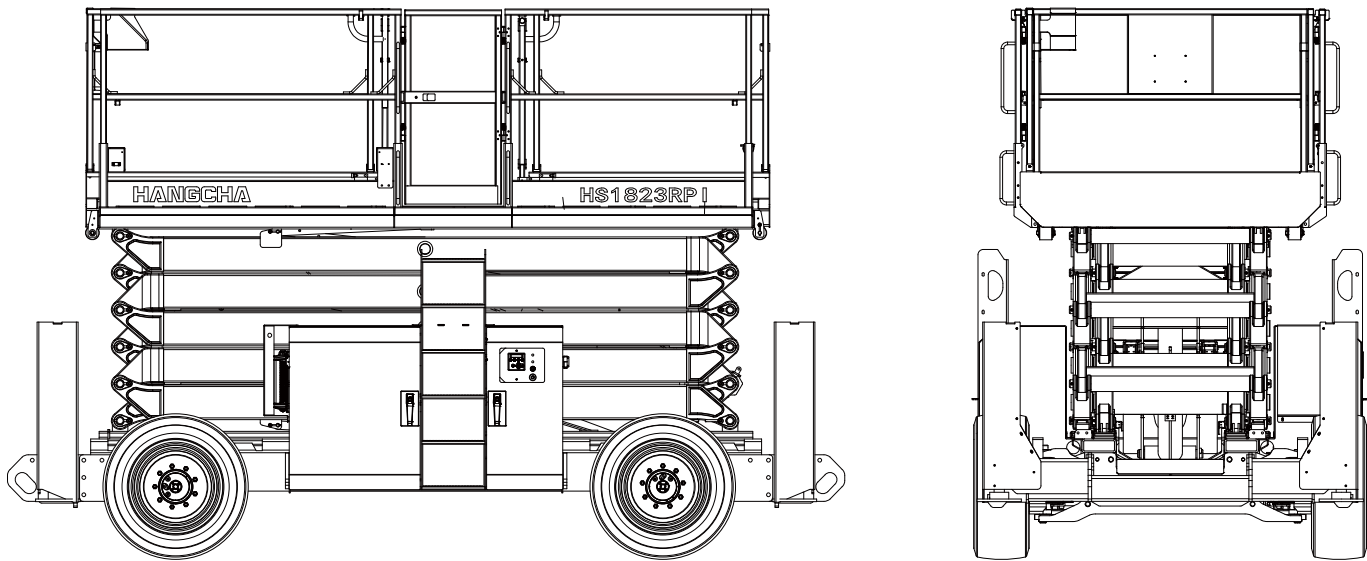


Standard Specification

- / Proportional Joystick Controls
- / Permanent magnet synchronous motor
- / Self-Locking Gates
- / Automatic Two-Way Platform Extension Deck
- / Four-Wheel Drive
- / Two-Wheel Steering
- / Automatic Braking System
- / Self-Weight Lowering System
- / Tubing Explosion-Proof System
- / Onboard Fault Diagnostic System
- / Tilt Alarm
- / Motion Alarm
- / Horn
- / Hour Meter
- / Lithium system
- / Charging Protection System
- / Charging Indicato
- / Flashing LED Beacon
- / Foldable Guard Rails
- / Drive confirmation system
- / Emergency Manual Brake Release
- / Safebelt Attachment Point
- / Tie-Down And Lifting Points
- / Automatic Leveling Hydraulic Outriggers
- / Emergency Pump
- / Emergency Stop at both basket and base control
- / Platform Load Sense System
- / Drivable At Full Height
- / Floating bridge system

Options

- / Lead-acid battery
- / Automatic battery water-filling system
- / AC power to platform plug (110 /230 V)
- / Work light
- / Accelerated charger (380 V) for lithium battery



Rough Terrain Scissor Lift Specification

	Product		Electric drive rough terrain scissor lifts			
01	model		HS1218RP	HS1418RP	HS1523RP	HS1823RP
02	Maximum working height	m	12	14.2	15.1	18.2
03	Maximum platform height	m	10	12.2	13.1	16.2
04	Length	m	3.87/3.15	3.87/3.15	4.88	4.88
05	Width	m	1.74	1.74	2.28	2.28
06	Height (Guardrail Unfolded)	m	2.59	2.74	2.98	3.19
07	Height (Guardrail Folded)	m	1.91	2.06	2.27	2.44
08	Platform size	m*m	2.8*1.6	2.8*1.6	3.96X1.82	3.96X1.82
09	Extended platform length	m	1.5	1.5	1.5/1.2	1.5/1.2
10	Ground distance	m	0.25	0.25	0.36	0.36
11	Wheel base	m	2.28	2.28	2.84	2.84
12	Maximum load capacity	kg	450	370	680	680
13	Maximum load capacity of extended platform	kg	150	150	230	230
14	Maximum number of workers (indoor/outdoor)		4/2	4/2	7/4	4/4
15	Turning radius (inside/outside)	m	2.2/4.6	2.2/4.6	2.2/5.3	2.2/5.3
16	Maximum drive speed (transport mode)	km/h	6	6	5	5
17	Maximum drive speed (working mode)	km/h	0.6	0.6	1	1
18	Maximum slope rating	%	40	40	50	40
19	Drive/steering		2*2	2*2	4X2	4X2
20	Maximum allowable inclination	°	2/3	2/3	2/3	2/3
21	Tyre	mm	27*10-15	27*10-15	848*320	848*320
22	Battery	V/Ah	80/210 Lithium	80/210 Lithium	80/210 Lithium battery	80/210 Lithium battery
23	Charger	V/A	80/35	80/35	80/35	80/35
24	Weight	kg	4500/4000	5300/4800	8000	8600



HANGCHA GROUP CO., LTD.

Factory site: 666 Xiangfu Road,
Hangzhou, Zhejiang, China (311305)

Tel: +86-571-88926735 88926755
Fax: +86-571-88926789 88132890

sales@hcforklift.com
www.hcforklift.com



Follow us on
Facebook



Follow us on
YouTube



Follow us on
WeChat



Download "Hangcha
Forklift" App



ISO45001:2018



ISO14001:2015



ISO9001:2015



HANGCHA trucks conform
to the European Safety
Requirements.

HANGCHA GROUP CO., LTD. reserves the right to make any changes without notice concerning colors, equipment, or specifications detailed in this brochure, or to discontinue individual models. The colors of trucks, delivered may differ slightly from those in brochures.

Rough Terrain Scissor Lift

with capacity of 680kg



The World of Hangcha



LITHIUM POWERED



HANGCHA PROVIDES **6 YEAR**
OR 12000 HOURS GUARANTEE
ON LITHIUM BATTERY.

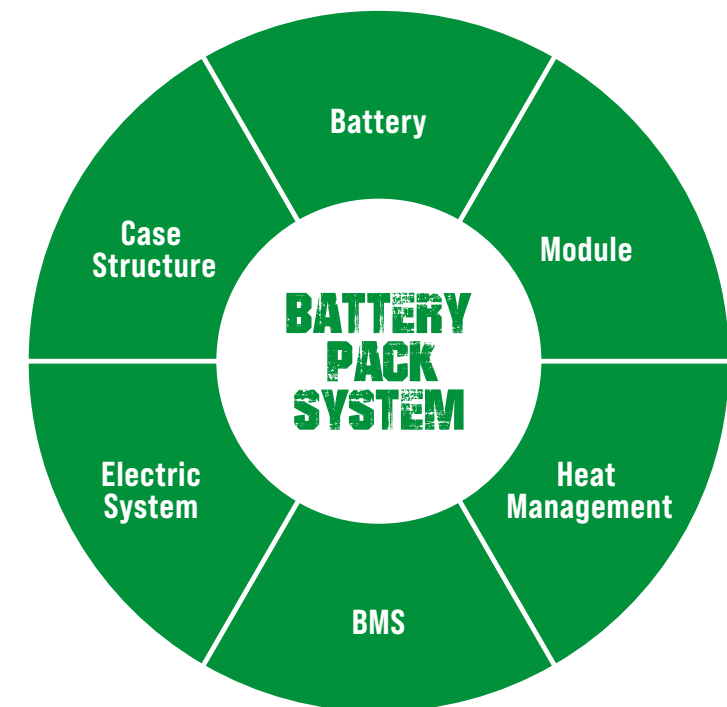


6 YEARS
WARRANTY

INNOVATIVE SOLUTIONS NEW POWER NOW

Innovative, reliable lithium-ion technology (Lithium Iron-Phosphate), which are developed jointly by HANGCHA and CATL. Battery cells and modules are from CATL, with reliable quality, exclusively for HANGCHA.

- / We use square lithium iron phosphate batteries and modules used in large quantities by commercial vehicles in mature economies.
- / The module uses an aluminum alloy frame which is sturdy, lightweight and with excellent heat dissipation.
- / Safe and effective: Charging efficiency as high as 98%, thermal runaway temperature 600 °C or above.
- / Adapted to low temperatures: Comes standard with an electrical heating feature, ensuring normal operation in low temperatures.
- / Quick charging.
- / Long-working: 4000 charging cycles, capacity retention greater than 75%.
- / Maintenance-free: Battery does not require manual maintenance.
- / Green and clean: Pollution-free, zero emissions.

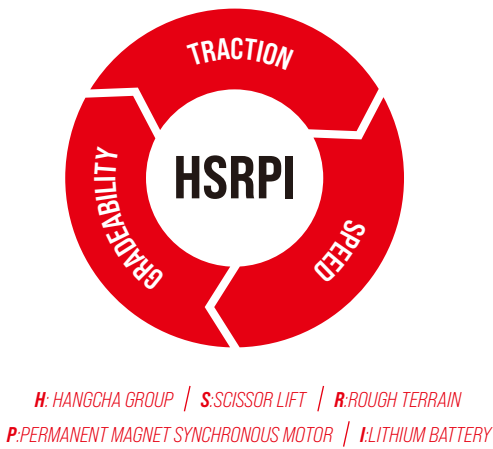


Rapid charging and opportunity charging
ensure continuous availability of vehicles

Allow for fast full charging or boost charging.
They are maintenance free and do not require a
battery change when used for multi-shift operations.

ROUGH TERRAIN SCISSOR LIFT

HANGCHA first rough terrain scissor lifts HSRPI offer competitive lift speed and large platforms to increase efficiency with the handling and capacity to get to the jobsite and finish working faster.



MOVING MORE

HANGCHA rough terrain scissor lifts also enhance productivity by providing exceptional traction, speed and gradeability. They're the perfect machines for big outdoor jobs where platform workspace is critical.



Energy saving

Equipped with 80V lithium battery system and permanent magnet synchronous motor energy consumption is 8-10% lower than AC asynchronous motor.



Maintenance-free

Equipped with permanent magnet synchronous motor, powered by lithium battery, 5 years warranty, lifetime maintenance-free.



Wide range of application

Wide range of application: four-wheel drive, large pattern off-road tires, high ground clearance, maximum climbing capacity of 40%, strong passing capacity, can adapt to all working conditions.





Reliable

IP67 waterproof and dustproof permanent magnet synchronous motor, not afraid of outdoor work and high pressure water gun flushing.

A REAL STRONG OFF-ROAD ACTOR



One-button levelling the hydraulic support legs:

Don't be worry about large Angle tilt, one key leg automatic leveling function. Make your work more efficient, it has optional wireless remote control operation, more safe operation.

Hydraulic support legs are set in front and back, and the stability of the machine is enhanced after they are activated; Support leg cylinder can be controlled to make only single cylinder telescopic, and can also be automatically levelled by one botton.

FEATURES



Portable drive box integrates drive and lift and one button leveling function, The steering control is arranged at the end of the handle, so that the single handle can flexibly control the travelling speed , steering function and lifting height of fence.



Large capacity lithium iron phosphate battery, combined with two groups of large capacity cell lithium iron phosphate, the total capacity of 19kWh. The vehicle is equipped with backup power supply for safety emergency descent. In case of equipment failure or other sudden situations when operators are working at heights, they can switch emergency operations to lower the equipment to the lowest place.



680KG
Maximum load capacity

Two-way extension platform, huge work space range feeling; The rated load of the platform can be up to 680kg, and the extended platform can have a fixed load of 230kg, which can work efficiently. At the same time, it is equipped with an overload system. When the safe load of the equipment is exceeded during use, the equipment will send an alarm to remind the operator ,stop lifting automatically and avoid the occurrence of safety accidents.



Floating all the time, keep four wheels on the ground, not afraid of the bumpy ground.



Permanent magnet motor drive, energy efficient, more powerful, excellent waterproofing grade IP67.

40% GRADEABILITY